

# SCHAUFFELE PLAZA

**100% SCHEMATIC DESIGN**

**Board of Commissioners Public Presentation**

October 1, 2024

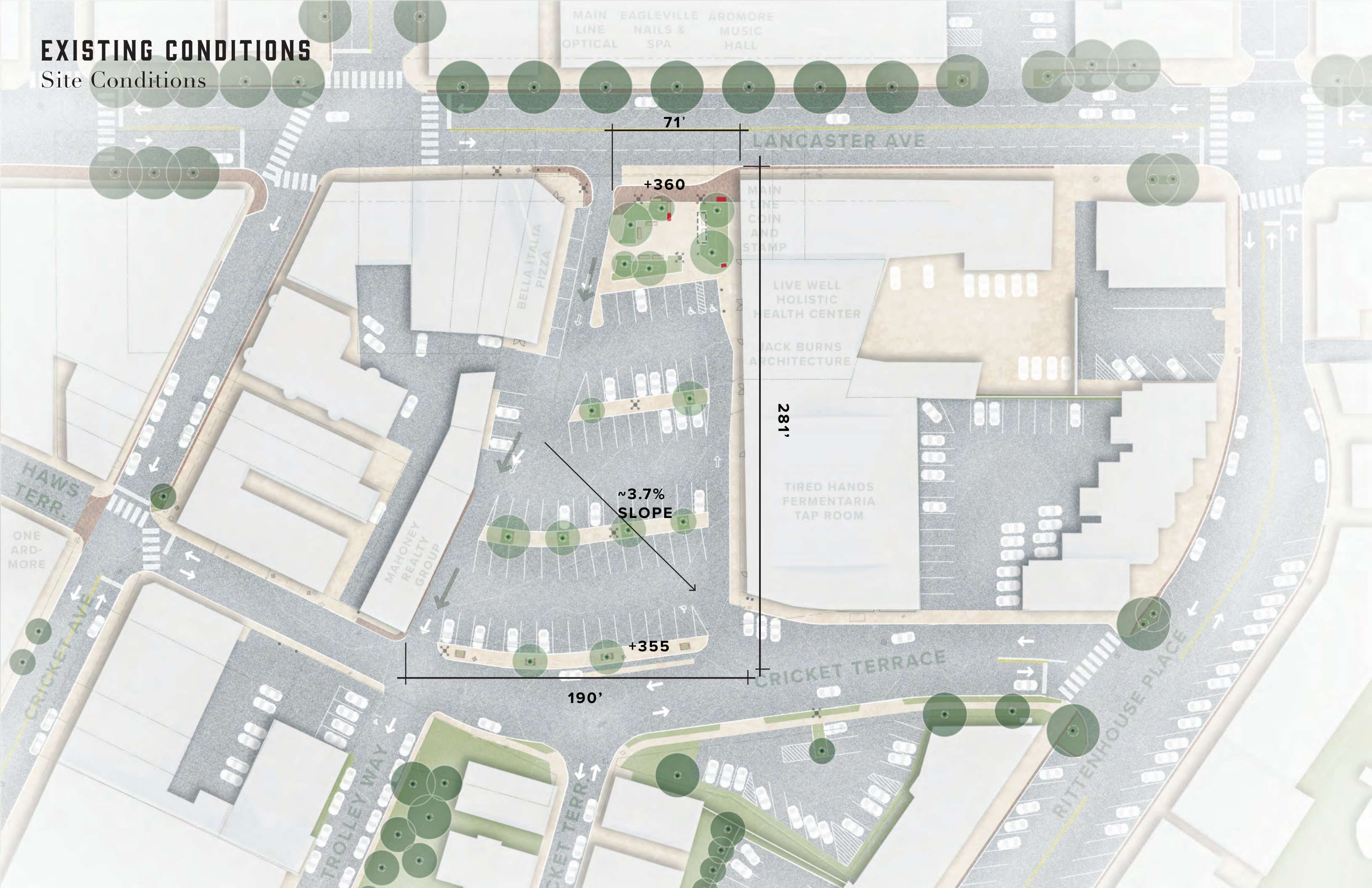


**BOHLER //**





**EXISTING CONDITIONS**  
Site Conditions

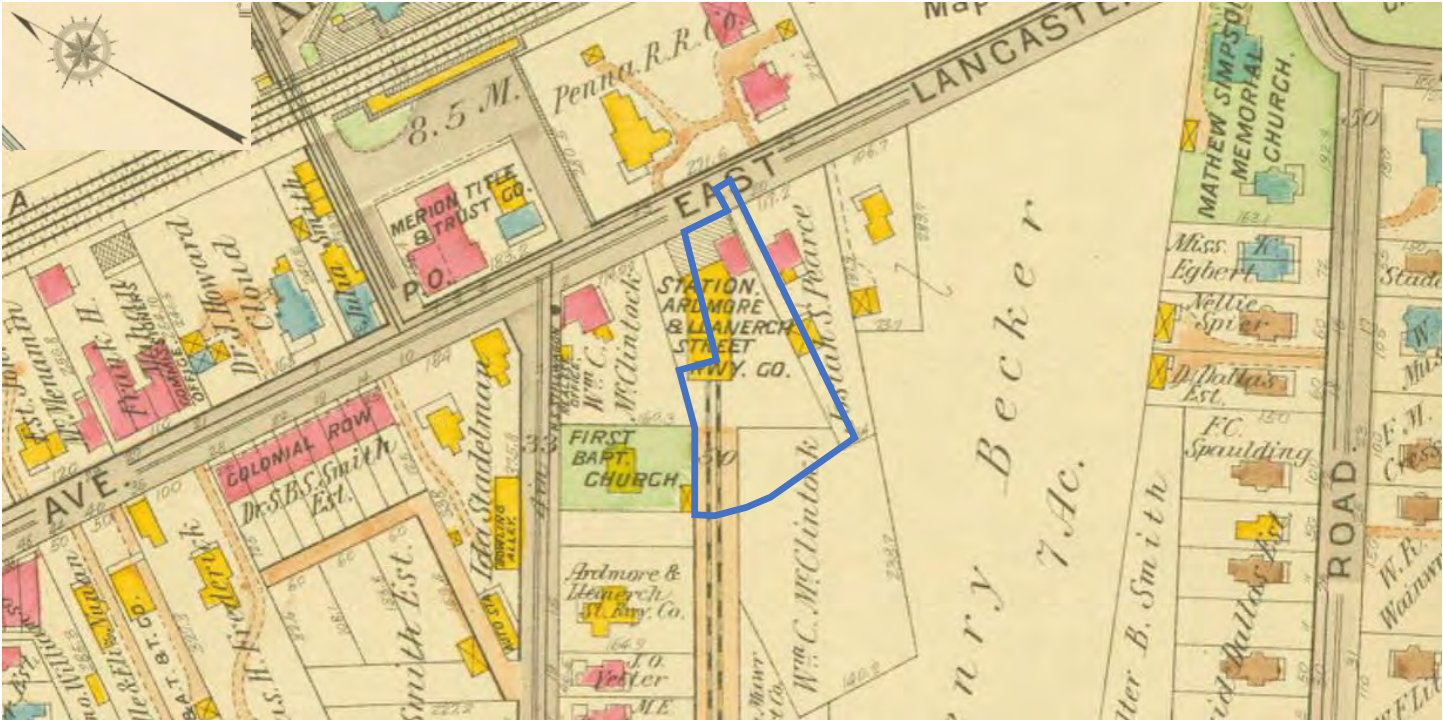




HISTORY OVERVIEW



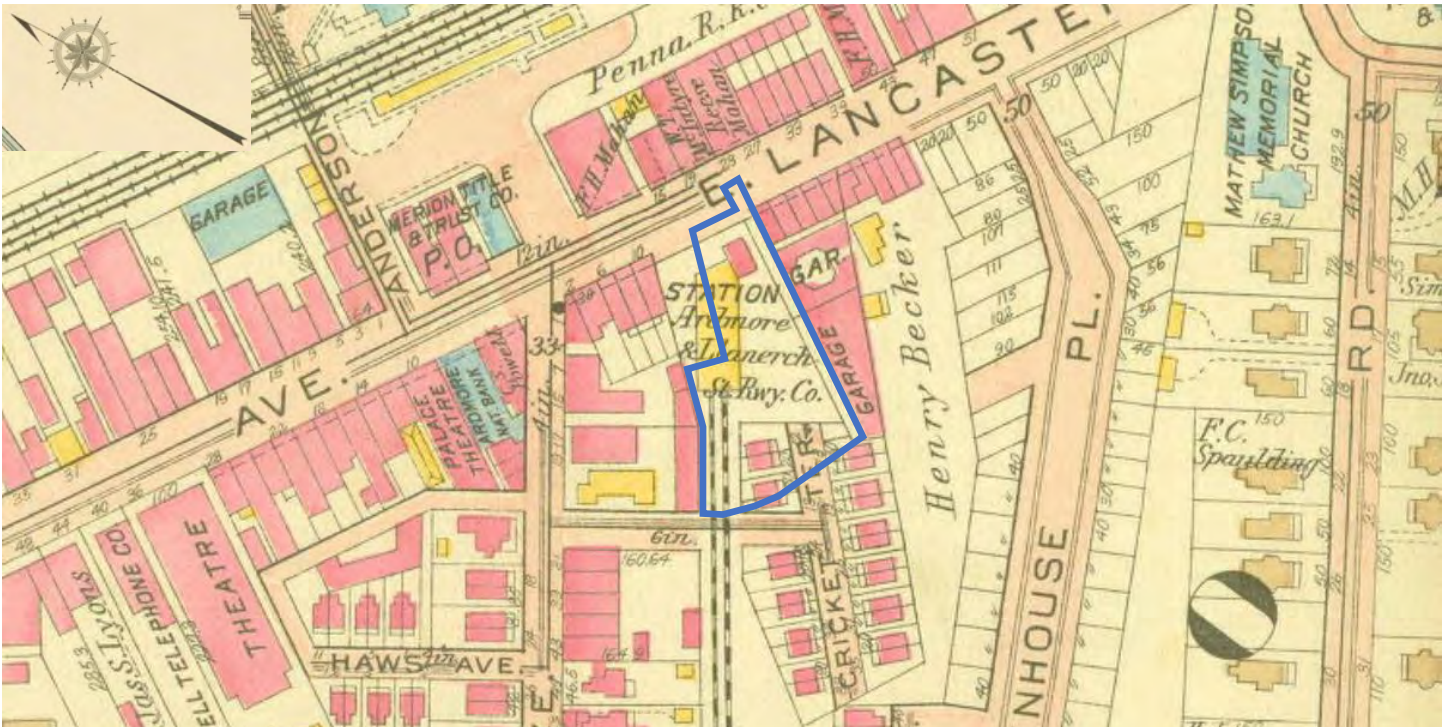
1896



1908



1913



1926



## PROJECT SCHEDULE

**BOARD OF COMMISSIONERS  
MEETING OCTOBER 1ST @ 6PM**

[illegible]



# SCHAUFFELE PLAZA

WE INVITE YOU TO LEARN ABOUT AND PROVIDE FEEDBACK ON THE DRAFT DESIGN CONCEPTS FOR SCHAUFFELE PLAZA IN ARDMORE. A VARIETY OF OPPORTUNITIES HAVE BEEN PLANNED FOR YOU TO VIEW THE CONCEPTS, ASK QUESTIONS, AND SHARE YOUR THOUGHTS. WE HOPE YOU'LL JOIN LOWER MERION TOWNSHIP PLANNING STAFF AT ONE, TWO...OR ALL OF THESE EVENTS!

## MAY 16TH VIRTUAL DESIGN PRESENTATION

THE DESIGN CONSULTANT TEAM FROM OMNES WILL PRESENT THREE DRAFT CONCEPTS DEVELOPED WITH COMMUNITY INPUT. VISIT [WWW.LOWERMERION.ORG/PLAZA](http://WWW.LOWERMERION.ORG/PLAZA) FOR MEETING DETAILS.

## MAY 16TH - JUNE 9TH COMMUNITY SURVEY

AN ONLINE SURVEY ACCOMPANIED BY THE PRESENTATION RECORDING WILL ALLOW YOU TO SHARE YOUR THOUGHTS ON THE DRAFT DESIGN CONCEPTS. USE THE QR CODE TO ACCESS THE SURVEY.



## MAY 17TH - JUNE 9TH BOARDS GALLERY



THE DESIGN CONCEPTS WILL BE DISPLAYED IN THE LOBBY OF THE TOWNSHIP ADMINISTRATION BUILDING (75 E. LANCASTER AVENUE, ARDMORE). STOP BY TO VIEW THEM AND PROVIDE FEEDBACK THROUGH THE ONLINE SURVEY OR OUR SUGGESTION BOX.

## MAY 29TH BAGELS W/ THE BUSINESS COMMUNITY

BUSINESS OWNERS AND EMPLOYEES ARE INVITED TO JOIN PLANNING STAFF FROM 8 AM-10 AM IN THE BOARD ROOM OF THE TOWNSHIP ADMINISTRATION BUILDING (75 E. LANCASTER AVENUE, ARDMORE) FOR AN INFORMAL DISCUSSION AND Q&A SESSION ON THE DESIGN CONCEPTS.

## MAY 30TH FAMILY GAME NIGHT



JOIN US AT TWENTY-ONE PIPS (24 CRICKET AVENUE) BETWEEN 5-7 PM FOR FAMILY GAME NIGHT, WHERE PLANNING STAFF WILL BE AVAILABLE TO DISCUSS THE DESIGN CONCEPTS AND GATHER YOUR INPUT.

## JUNE 3RD PLANNING COMMISSION OPEN HOUSE

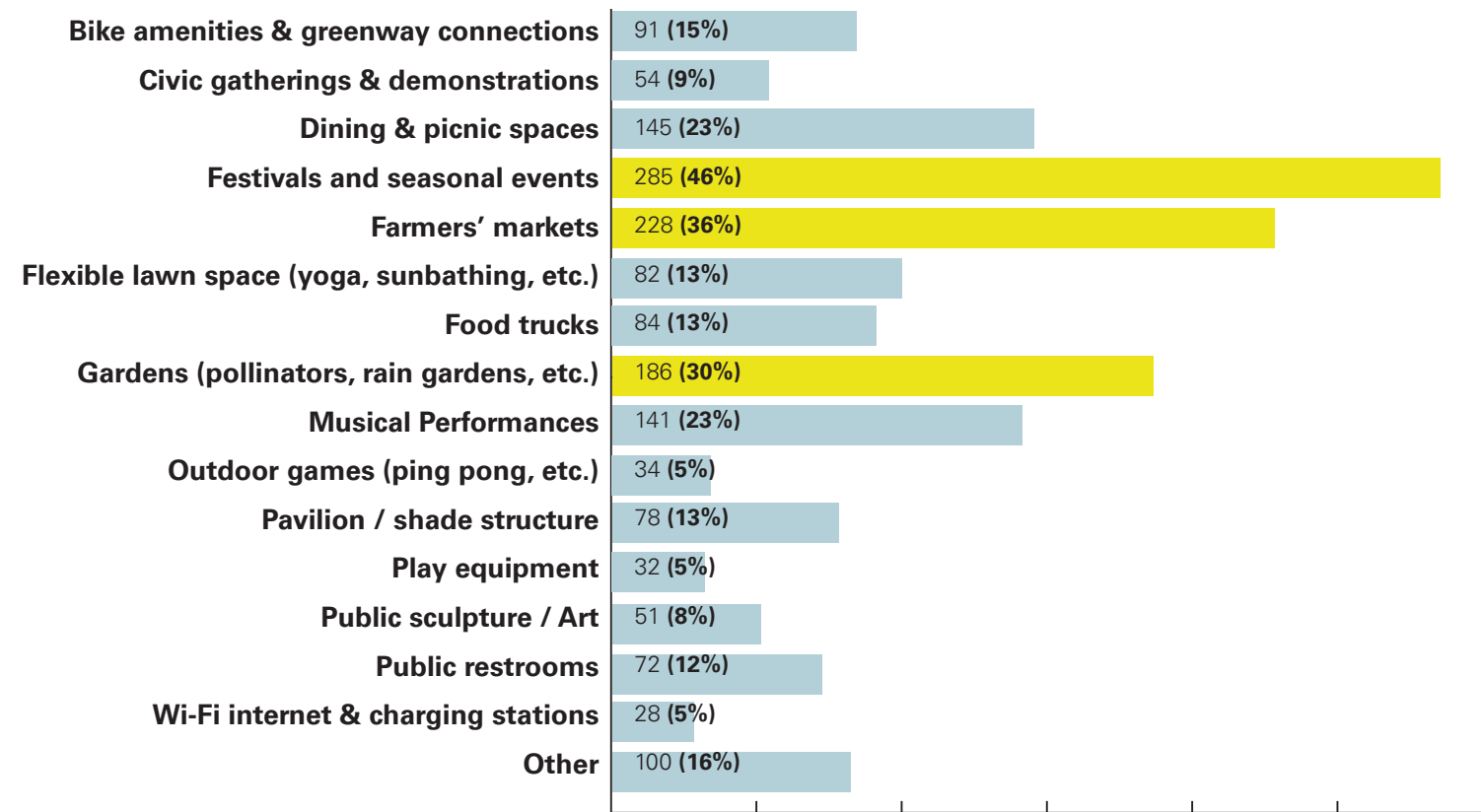
PLANNING STAFF WILL BE AVAILABLE FROM 6-7 PM BEFORE THE PLANNING COMMISSION MEETING IN THE BOARD ROOM OF THE TOWNSHIP ADMINISTRATION BUILDING (75 E. LANCASTER AVENUE, ARDMORE) TO DISCUSS AND ANSWER QUESTIONS ABOUT THE DESIGN CONCEPTS.

## JUNE 6TH CIVIC ASSOCIATION MEET-UP

PLANNING STAFF WILL JOIN THE ARDWOOD AND ARDMORE PROGRESSIVE CIVIC ASSOCIATIONS AT JOHN HENRY'S (98 CRICKET AVENUE, ARDMORE) TO DISCUSS AND ANSWER QUESTIONS ABOUT THE DESIGN CONCEPTS.

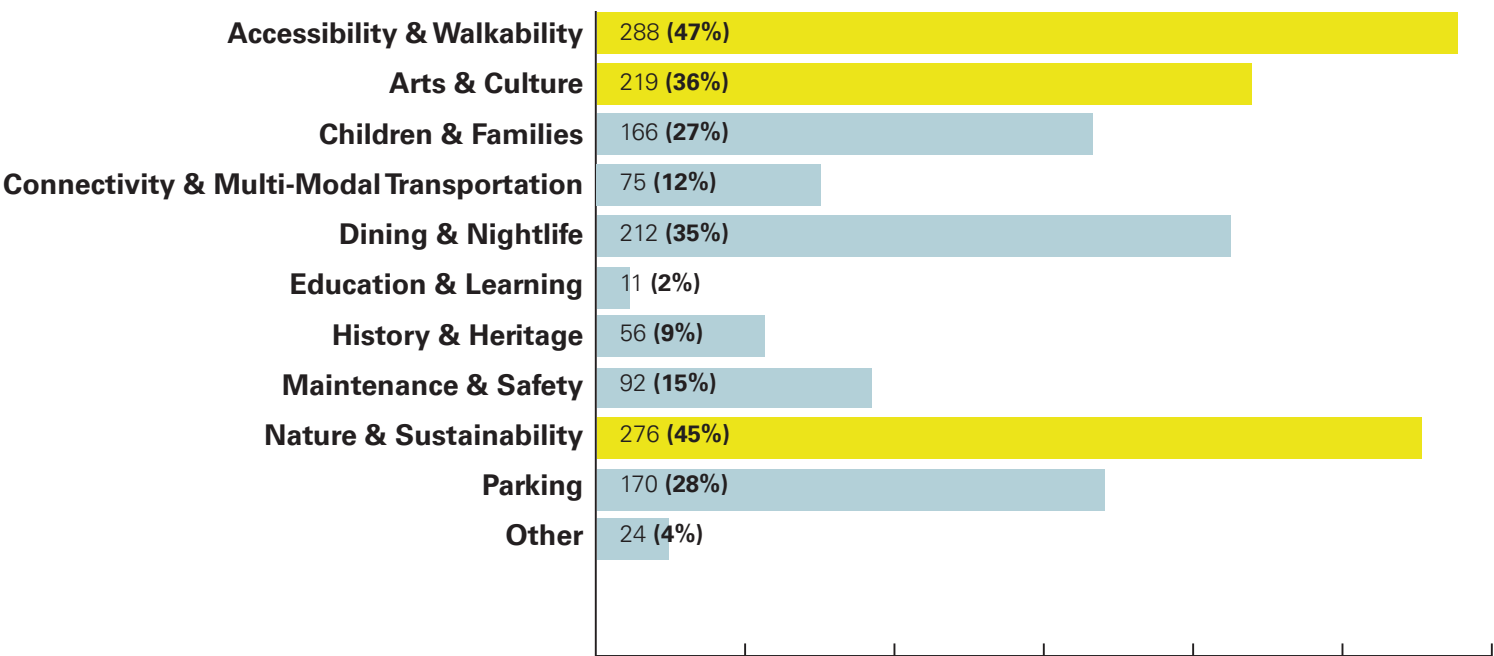


WHAT DO YOU WANT TO SEE IN  
A RE-IMAGINED SCHAUFFELE PLAZA?



Note: 626 responses, 59 skipped

WHAT ARE YOUR TOP PRIORITIES FOR  
A RE-IMAGINED SCHAUFFELE PLAZA?



Note: 614 responses, 71 skipped



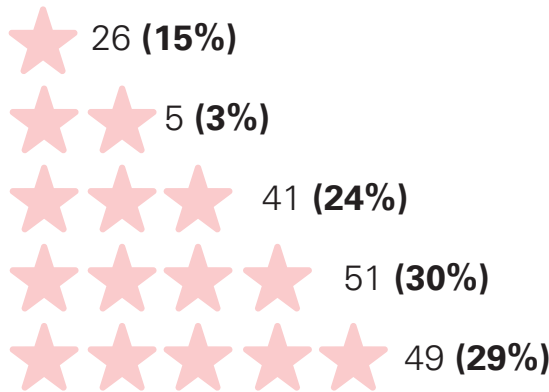
**PUBLIC COMMENT**  
Rate Concepts 1-3, on a scale of 1 to 5 stars.



Concept 1

**3.53**★

Weighted average



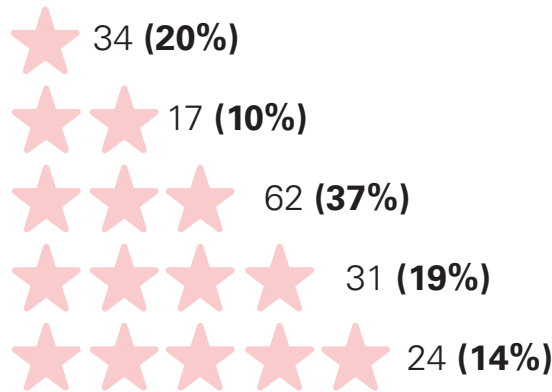
Note: 172 responses, 14 skipped



Concept 2

**2.96**★

Weighted average



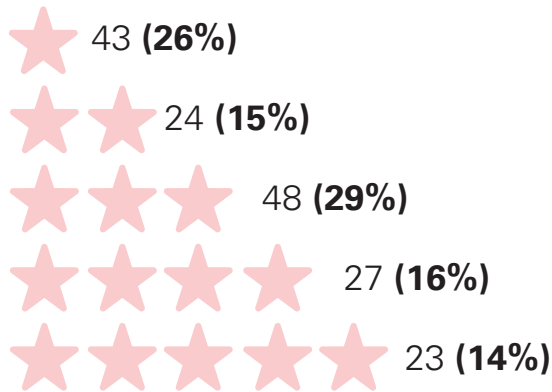
Note: 168 responses, 18 skipped



Concept 3

**2.78**★

Weighted average



Note: 168 responses, 18 skipped



# PUBLIC COMMENT

Which plaza entry design do you like best, of the four shown below?

Plaza entry 1



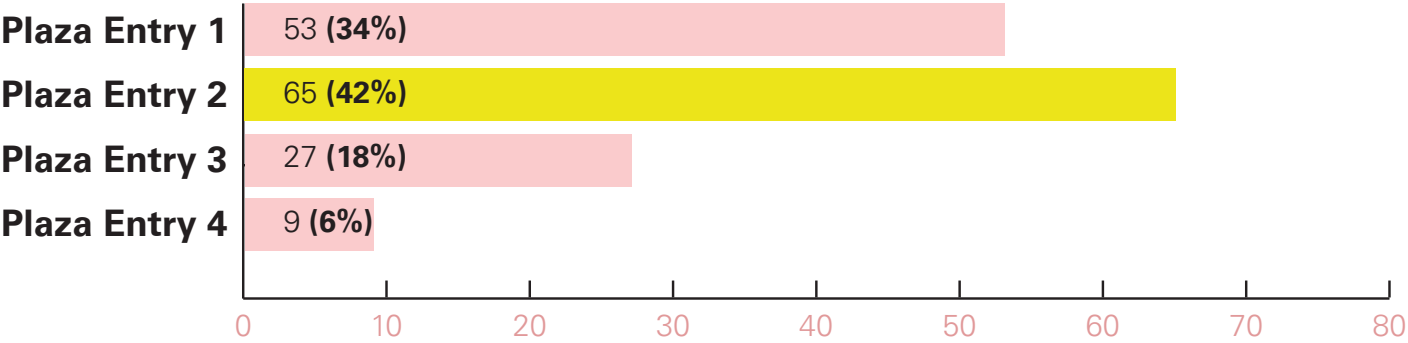
Plaza entry 2



Plaza entry 3



Plaza entry 4



Note: 154 responses, 32 skipped



# PUBLIC COMMENT

Which pavilion style do you like best, of the three shown below?

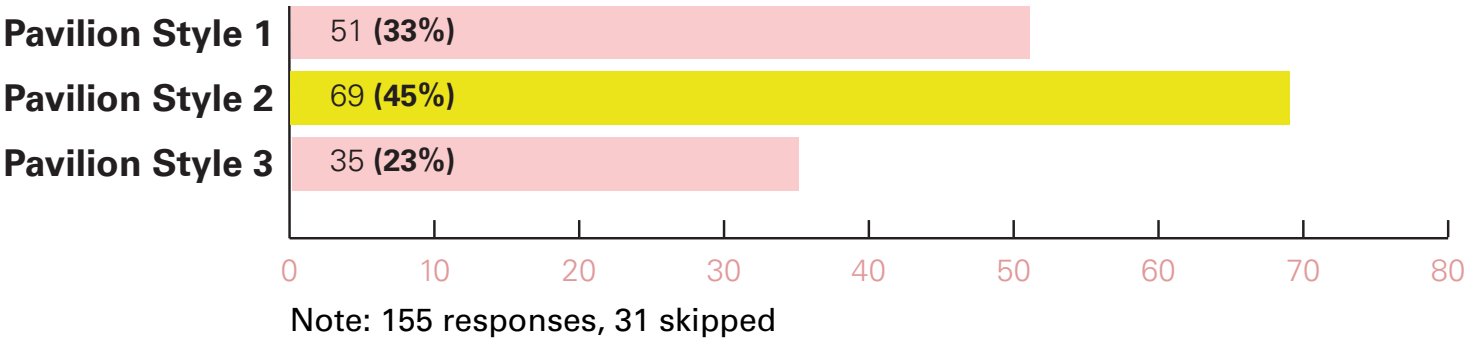
1 / Traditional



2/ Retro Modern



3 / Sculptural





# PUBLIC COMMENT

Qualitative survey comment excerpts

I think this kind of entry archway is needed to make the place feel protected from Lancaster Ave.

ON THE SUBJECT OF THE ENTRY ARCHWAY

I'm not sure how I feel about the entryway arch structure. It feels a little imposing/unwelcoming to me, more of a deterrent to enter than an invitation.

The bus shelter should be integrated more into the design. Currently, the bus shelter is pushed into the corner and from looking at this concept it looks like that would be carried over into this concept.

ON THE SUBJECT OF THE BUS SHELTER

The more benches the better, and adding glass to the bus shelter is a great idea. Covered/protected bus shelters are uncommon, unfortunately, and I wouldn't want the plaza redesign to discourage public transit use.

I am concerned about the overall loss of parking, as this lot is mainly full every time I go to use it.

ON THE SUBJECT OF PARK VS. PARKING

I like everything about it!

I don't like it at all!

GENERAL COMMENTS

I really do like this design, all the green space is great. I am a bit concerned that it may not provide enough space for large(r) concerts/events due to the "enclosed" green and pavilion.

I don't care about ping pong/ game nook.

ON THE SUBJECT OF THE BIERGARTEN / GAME NOOK

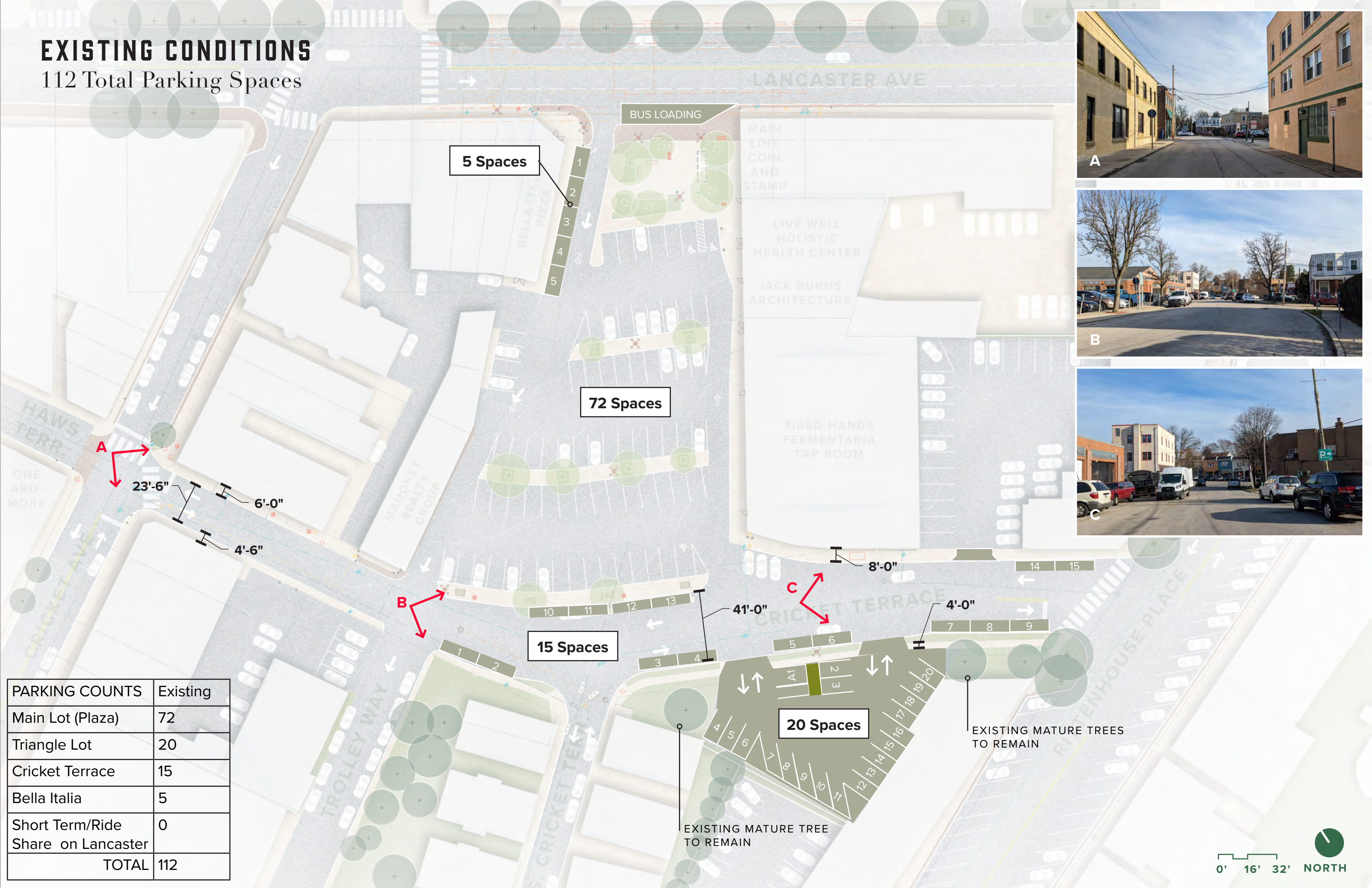
I like all the trees! I like the Biergarten seating idea!

I like the blend of hardscaping and landscaping. I appreciate the limited surface parking while maintaining the automotive circulation from Lancaster Ave to Cricket Terrace. I would be interested to see how this plan would incorporate vendor tents in the case of a festival.



# EXISTING CONDITIONS

112 Total Parking Spaces



| PARKING COUNTS                     | Existing |
|------------------------------------|----------|
| Main Lot (Plaza)                   | 72       |
| Triangle Lot                       | 20       |
| Cricket Terrace                    | 15       |
| Bella Italia                       | 5        |
| Short Term/Ride Share on Lancaster | 0        |
| TOTAL                              | 112      |



# PLANNING PROCESS

## Design Iterations

### CRICKET TERRACE SCHEMES



Baseline Improvements



One-way with Amenity Strip



One-way Full Woonerf



Partial Woonerf



Partial Parking Lot



45 Degree On Street

### CIRCULATION FRAMEWORK SCHEMES



Baseline



Baseline as Woonerf



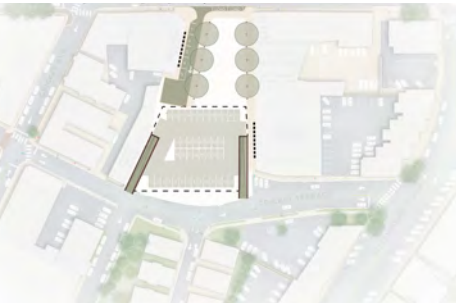
Woonerf & Parallel One Side



Woonerf & Parallel Both



Woonerf & 90 ° Parking



Turnaround + Garage

### FULL SITE DESIGN SCHEMES



Scheme A



Scheme B



Scheme C



Scheme D



Scheme E

### FINAL 3 DESIGN SCHEMES



Scheme A



Scheme B

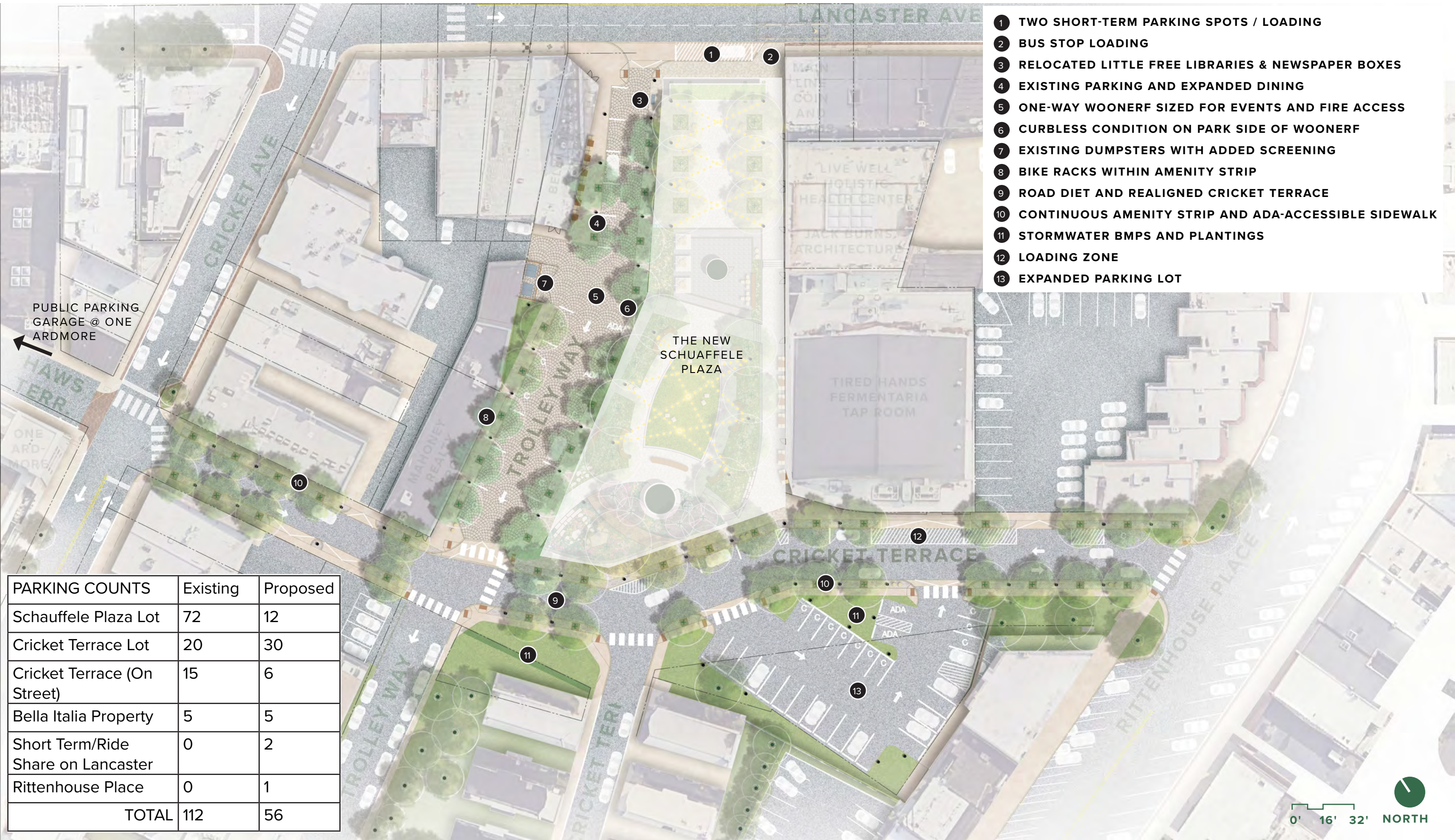


Scheme C



# SCHAUFFELE PLAZA AND CRICKET TERRACE PLAN

## Circulation Framework



- 1 TWO SHORT-TERM PARKING SPOTS / LOADING
- 2 BUS STOP LOADING
- 3 RELOCATED LITTLE FREE LIBRARIES & NEWSPAPER BOXES
- 4 EXISTING PARKING AND EXPANDED DINING
- 5 ONE-WAY WOONERF SIZED FOR EVENTS AND FIRE ACCESS
- 6 CURBLESS CONDITION ON PARK SIDE OF WOONERF
- 7 EXISTING DUMPSTERS WITH ADDED SCREENING
- 8 BIKE RACKS WITHIN AMENITY STRIP
- 9 ROAD DIET AND REALIGNED CRICKET TERRACE
- 10 CONTINUOUS AMENITY STRIP AND ADA-ACCESSIBLE SIDEWALK
- 11 STORMWATER BMPS AND PLANTINGS
- 12 LOADING ZONE
- 13 EXPANDED PARKING LOT

| PARKING COUNTS                     | Existing | Proposed |
|------------------------------------|----------|----------|
| Schuffele Plaza Lot                | 72       | 12       |
| Cricket Terrace Lot                | 20       | 30       |
| Cricket Terrace (On Street)        | 15       | 6        |
| Bella Italia Property              | 5        | 5        |
| Short Term/Ride Share on Lancaster | 0        | 2        |
| Rittenhouse Place                  | 0        | 1        |
| TOTAL                              | 112      | 56       |



# CRICKET TERRACE

Proposed Conditions

EXISTING CONDITIONS

1. CRICKET TERRACE AT CRICKET AVE



2. CRICKET TERRACE AT TROLLEY WAY



3. CRICKET TERRACE AT RITTENHOUSE PLACE



PROPOSED CONDITIONS





HISTORY AS INSPIRATION





# SCHAUFFELE PLAZA

## Plan

- 1 ENTRY ARCHWAY WITH BUS SHELTER SEATING NOOKS
- 2 ENTRY PLAZA WITH MOVEABLE CHAIRS
- 3 OVERHEAD LIGHTING
- 4 REFRESHMENT KIOSK
- 5 DINING TABLES WITH SHADE UMBRELLAS
- 6 LINEAR HIGH BACK BENCH
- 7 MOONLIGHT GARDEN WITH COLORFUL ACCENTS
- 8 FLEXIBLE LAWN WITH LOUNGE CHAIRS
- 9 SEATING NOOKS
- 10 PERFORMANCE BENCH
- 11 PERFORMANCE GAZEBO
- 12 HOLIDAY TREE AND WINTER GARDEN
- 13 RAIN GARDEN WITH BOULDER PLAY PATHS
- 14 BOARDWALK AND EDUCATIONAL SIGNAGE
- 15 DOUBLE-TIERED STONE SEATWALL





**SCHAUFFELE PLAZA**  
Aerial View looking North





**PARK ENTRY**  
Lancaster Ave., looking South





# DINING PLAZA

Looking North toward Lancaster Ave.





# CENTRAL LAWN

Looking South





# RAIN GARDEN

Section View looking North





# SUSTAINABILITY GOALS

## SITES v2 Scorecard Summary

| YES | ? | NO |                 |   |
|-----|---|----|-----------------|---|
| 0   | 0 | 0  | 1: SITE CONTEXT | Possible Points: 13                                     |
| Y   |   |    | CONTEXT P1.1    | Limit development on farmland                           |
| Y   |   |    | CONTEXT P1.2    | Protect floodplain functions                            |
| Y   |   |    | CONTEXT P1.3    | Conserve aquatic ecosystems                             |
| Y   |   |    | CONTEXT P1.4    | Conserve habitats for threatened and endangered species |
|     |   |    | CONTEXT C1.5    | Redevelop degraded sites                                |
|     |   |    | CONTEXT C1.6    | Locate projects within existing developed areas         |
|     |   |    | CONTEXT C1.7    | Connect to multi-modal transit networks                 |

| 0 | 0 | 0 | 2: PRE-DESIGN ASSESSMENT + PLANNING | Possible Points: 3                   |
|---|---|---|-------------------------------------|--------------------------------------|
| Y |   |   | PRE-DESIGN P2.1                     | Use an integrative design process    |
| Y |   |   | PRE-DESIGN P2.2                     | Conduct a pre-design site assessment |
| Y |   |   | PRE-DESIGN P2.3                     | Designate and communicate VSPZs      |
|   |   |   | PRE-DESIGN C2.4                     | Engage users and stakeholders        |

| 0 | 0 | 0 | 3: SITE DESIGN - WATER | Possible Points: 23                                |
|---|---|---|------------------------|--|
| Y |   |   | WATER P3.1             | Manage precipitation on site                       |
| Y |   |   | WATER P3.2             | Reduce water use for landscape irrigation          |
|   |   |   | WATER C3.3             | Manage precipitation beyond baseline               |
|   |   |   | WATER C3.4             | Reduce outdoor water use                           |
|   |   |   | WATER C3.5             | Design functional stormwater features as amenities |
|   |   |   | WATER C3.6             | Restore aquatic ecosystems                         |

| 0 | 0 | 0 | 4: SITE DESIGN - SOIL + VEGETATION | Possible Points: 40                               |
|---|---|---|------------------------------------|---|
| Y |   |   | SOIL+VEG P4.1                      | Create and communicate a soil management plan     |
| Y |   |   | SOIL+VEG P4.2                      | Control and manage invasive plants                |
| Y |   |   | SOIL+VEG P4.3                      | Use appropriate plants                            |
|   |   |   | SOIL+VEG C4.4                      | Conserve healthy soils and appropriate vegetation |
|   |   |   | SOIL+VEG C4.5                      | Conserve special status vegetation                |
|   |   |   | SOIL+VEG C4.6                      | Conserve and use native plants                    |
|   |   |   | SOIL+VEG C4.7                      | Conserve and restore native plant communities     |
|   |   |   | SOIL+VEG C4.8                      | Optimize biomass                                  |
|   |   |   | SOIL+VEG C4.9                      | Reduce urban heat island effects                  |
|   |   |   | SOIL+VEG C4.10                     | Use vegetation to minimize building energy use    |
|   |   |   | SOIL+VEG C4.11                     | Reduce the risk of catastrophic wildfire          |

| 0 | 0 | 0 | 5: SITE DESIGN - MATERIALS SELECTION | Possible Points: 41                                    |
|---|---|---|--------------------------------------|--|
| Y |   |   | MATERIALS P5.1                       | Eliminate the use of wood from threatened tree species |
|   |   |   | MATERIALS C5.2                       | Maintain on-site structures and paving                 |
|   |   |   | MATERIALS C5.3                       | Design for adaptability and disassembly                |
|   |   |   | MATERIALS C5.4                       | Use salvaged materials and plants                      |
|   |   |   | MATERIALS C5.5                       | Use recycled content materials                         |
|   |   |   | MATERIALS C5.6                       | Use regional materials                                 |
|   |   |   | MATERIALS C5.7                       | Support responsible extraction of raw materials        |
|   |   |   | MATERIALS C5.8                       | Support transparency and safer chemistry               |
|   |   |   | MATERIALS C5.9                       | Support sustainability in materials manufacturing      |
|   |   |   | MATERIALS C5.10                      | Support sustainability in plant production             |

| YES | ? | NO | 6: SITE DESIGN - HUMAN HEALTH + WELL-BEING | Possible Points: 30  |
|-----|---|----|--|--|
|     |   |    | HHWB C6.1                                  | Protect and maintain cultural and historic places          |
|     |   |    | HHWB C6.2                                  | Provide optimum site accessibility, safety, and wayfinding |
|     |   |    | HHWB C6.3                                  | Promote equitable site use                                 |
|     |   |    | HHWB C6.4                                  | Support mental restoration                                 |
|     |   |    | HHWB C6.5                                  | Support physical activity                                  |
|     |   |    | HHWB C6.6                                  | Support social connection                                  |
|     |   |    | HHWB C6.7                                  | Provide on-site food production                            |
|     |   |    | HHWB C6.8                                  | Reduce light pollution                                     |
|     |   |    | HHWB C6.9                                  | Encourage fuel efficient and multi-modal transportation    |
|     |   |    | HHWB C6.10                                 | Minimize exposure to environmental tobacco smoke           |
|     |   |    | HHWB C6.11                                 | Support local economy                                      |

| 0 | 0 | 0 | 7: CONSTRUCTION   | Possible Points: 17  |
|---|---|---|-------------------|--|
| Y |   |   | CONSTRUCTION P7.1 | Communicate and verify sustainable construction practices  |
| Y |   |   | CONSTRUCTION P7.2 | Control and retain construction pollutants                 |
| Y |   |   | CONSTRUCTION P7.3 | Restore soils disturbed during construction                |
|   |   |   | CONSTRUCTION C7.4 | Restore soils disturbed by previous development            |
|   |   |   | CONSTRUCTION C7.5 | Divert construction and demolition materials from disposal |
|   |   |   | CONSTRUCTION C7.6 | Divert reusable vegetation, rocks, and soil from disposal  |
|   |   |   | CONSTRUCTION C7.7 | Protect air quality during construction                    |

| 0 | 0 | 0 | 8. OPERATIONS + MAINTENANCE | Possible Points: 22                                   |
|---|---|---|-----------------------------|---|
| Y |   |   | O+M P8.1                    | Plan for sustainable site maintenance                 |
| Y |   |   | O+M P8.2                    | Provide for storage and collection of recyclables     |
|   |   |   | O+M C8.3                    | Recycle organic matter                                |
|   |   |   | O+M C8.4                    | Minimize pesticide and fertilizer use                 |
|   |   |   | O+M C8.5                    | Reduce outdoor energy consumption                     |
|   |   |   | O+M C8.6                    | Use renewable sources for landscape electricity needs |
|   |   |   | O+M C8.7                    | Protect air quality during landscape maintenance      |

| 0 | 0 | 0 | 9. EDUCATION + PERFORMANCE MONITORING | Possible Points: 11                            |
|---|---|---|---------------------------------------|--|
|   |   |   | EDUCATION C9.1                        | Promote sustainability awareness and education |
|   |   |   | EDUCATION C9.2                        | Develop and communicate a case study           |
|   |   |   | EDUCATION C9.3                        | Plan to monitor and report site performance    |

| 0 | 0 | 0 | 10. INNOVATION OR EXEMPLARY PERFORMANCE | Bonus Points: 9                     |
|---|---|---|---|-------------------------------------|
|   |   |   | INNOVATION C10.1                        | Innovation or exemplary performance |

| YES | ? | NO |                        |                            |
|-----|---|----|------------------------|----------------------------|
| 0   | 0 | 0  | TOTAL ESTIMATED POINTS | Total Possible Points: 200 |

| KEY |  | SITES Certification levels | Points |
|-----|--|----------------------------|--------|
| YES | Project confident points are achievable                | CERTIFIED                  | 70     |
| ?   | Project striving to achieve points, not 100% confident | SILVER                     | 85     |
| NO  | Project is unable to achieve these credit points       | GOLD                       | 100    |
|     |  | PLATINUM                   | 135    |

LEGEND

ACHIEVED/ASSUMED

NEEDED PRE-REQUISITE

POTENTIAL CREDITS

TOTALS

UP TO 16 PTS (ACHIEVED)

+ 148 PTS (ACHIEVED + POTENTIAL)



# PLANTING DESIGN

## Rain Garden



OSTRICH FERN / MATTEUCCIA STRUTHIOPTERIS  
36-60" HT / 36-48" SPREAD



PENNSYLVANIA SEDGE / CAREX PENSYLVANICA  
.5-1' HT / .5-1' SPREAD



BAYBERRY / MYRICA PENSYLVANICA  
5-10' HT / 5-10' SPREAD



GOATSBEARD / ARUNCUS AETHUSIFOLIUS  
1' HT / 1-2' SPREAD



FLAT-TOPPED WHITE ASTER / DOELLINGERIA UMBELLATA  
5' HT / 1-3' SPREAD



VANILLA SWEETGRASS / HIEROCHLOE ODORATA  
1-2' HT / 1' SPREAD



PALE PURPLE CONEFLOWER / ECHINACEA PALLIDA  
3 HT / 10-18" SPREAD



SWAMP MILKWEED / ASCLEPIAS INCARNATA  
5' HT / 18-36" SPREAD



ROSE SWAMP MALLOW / HIBISCUS MOSCHEUTOS  
5' HT / 2-3' SPREAD



WILD IRIS / IRIS SHREVEI  
2-3' HT / 1' SPREAD



WILD BLUE INDIGO / BAPTISIA AUSTRALIS  
2-4' HT / 3' SPREAD



IRONWEED / VERONIA FASCICULATA  
4-6' HT / 18" SPREAD



BOG GOLDENROD / SOLIDAGO ULIGINOSA  
4' HT / 2-4' SPREAD



TALL SWAMP MARIGOLD / BIDENS CORONATA  
4' HT / 18-24" SPREAD



BEEBALM / MONARDA DIDYMA  
X' HT / X' SPREAD



CARDINAL FLOWER / LOBELIA CARDINALIS  
4' HT / 6-16" SPREAD



WINTERBERRY HOLLY / ILLEX VERTICILLATA RED SPRITE  
3-5' HT / 3-5' SPREAD



REDTWIG DOGWOOD / CORNUS SERICEA 'ARCTIC SUN'  
3-4' HT / 3-4' SPREAD



# PLANTING DESIGN

## Trees



**STREET TREES: CRICKET TERRACE**  
EUROPEAN HORNBEAM / CARPINUS BETULUS 'FASTIGIATA'  
MATURE HT: 30-40'  
MATURE SPREAD: 20-30'



**STREET TREES: TROLLEY WAY**  
'CUMULUS' SERVICEBERRY / AMELANCHIER LAVEVIS 'CUMULUS'  
MATURE HT: 15-25'  
MATURE SPREAD: 15-25'



**ENTRY ALLEE**  
SINGLE-STEM RED SUNSET MAPLE / ACER RUBRUM 'FRANKSRED'  
MATURE HT: 30-40'  
MATURE SPREAD: 30-40'



**CENTRAL LAWN TREE**  
PLATANUS X ACERIFOLIA 'BLOODGOOD' / BLOODGOOD LONDON PLANETREE  
MATURE HT: 50'  
MATURE SPREAD: 40'



**ACCENT TREE AT PAVILION (EVERGREEN TO SEMI EVERGREEN)**  
SWEETBAY MAGNOLIA / MAGNOLIA VIRGINIANA  
MATURE HT: 10-35'  
MATURE SPREAD: 10'-35'



**RAIN GARDEN TREE**  
GOLDEN WEEPING WILLOW / SALIX ALBA 'TRISTIS'  
MATURE HT: 40'  
MATURE SPREAD: 40'





# PLANTING DESIGN

## Trees

- EUROPEAN HORNBEAM / CARPINUS BETULUS 'FASTIGIATA'
- 'CUMULUS' SERVICEBERRY / AMELANCHIER LAVEVIS 'CUMULUS'
- SINGLE-STEM RED SUNSET MAPLE / ACER RUBRUM 'FRANKSRED'
- PLATANUS X ACERIFOLIA 'BLOODGOOD' / BLOODGOOD LONDON PLANETREE
- SWEETBAY MAGNOLIA/ MAGNOLIA VIRGINIANA
- GOLDEN WEeping WILLOW / SALIX ALBA 'TRISTIS'





# PLANTING DESIGN

## Civic Gardens

### BASE SPECIES



HAYSCENTED FERN /  
DENNSTAEDTIA PUNCTILOBULA  
1.5'-2' HT / 2'-3' SPREAD



DWARF BLUE ARCTIC WILLOW /  
SALIX PURPUREA 'NANA'  
4'-6' HT / 4'-6' SPREAD



LAMB'S EAR /  
STACHYS BYZANTINA 'BIG EARS'  
0.5'-1' HT / 1'-2' SPREAD



POWIS CASTLE WORMWOOD /  
ARTEMESIA 'POWIS CASTLE'  
2'-3' HT / 3'-6' SPREAD



WOODLAND STONECROP /  
SEDUM TERNATUM  
3"-6" HT / 1' SPREAD



BLUE SPRUCE STONECROP /  
SEDUM REFLEXUM 'BLUE SPRUCE'  
6"-8" HT / 1'-2' SPREAD

### WHITE FLOWERING PERENNIALS



ANGEL'S BREATH YARROW /  
ACHILLEA 'ANGEL'S BREATH'  
2' HT / 2' SPREAD



WILD WHITE HYDRANGEA /  
HYDRANGEA ARBORESCENS  
3'-5' HT / 3'-5' SPREAD



BEEBLOSSOM /  
GAURA LINDHEIMERI 'WHIRLING  
BUTTERFLIES'  
2'-3' HT / 1'-2' SPREAD



WHITE DIANTHUS / DIANTHUS PLUMARIUS  
'ITSAUL WHITE'  
0.5'-0.75' HT / 1'-1.5' SPREAD



WHITE CLOUD MUHLY GRASS /  
MUHLENBERGIS CAPILLARIS 'WHITE  
CLOUD'  
3'-4' HT / 2'-3' SPREAD



WHITE WANDS SPEEDWELL /  
VERONICA 'WHITE WANDS'  
1'-2' HT / 1'-2' SPREAD

### ACCENT PERENNIALS



GUAVA LAVA HYSSOP /  
AGASTACHE 'GUAVA LAVA'  
1.5'-2' HT / 1.5'-2' SPREAD



CREME CARAMEL TICKSEED /  
COREOPSIS 'CREME CARAMEL'  
1.5' HT / 2' SPREAD
















































































































































































SUPREME CANTALOUPE CONEFLOWER /  
ECHINACEA 'SUPREME CANTALOUPE'  
2'-3' HT / 1'-2' SPREAD



# PLANTING DESIGN

Civic Gardens - Seasonal Interest

| WINTER: DEC-FEB  |   |   |   | SPRING: MAR-MAY  |   |   | SUMMER: JUN-AUG   |   |   | FALL: SEP-NOV   |   |   |
|--|---|---|---|--|---|---|---|---|---|---|---|---|
|    |    |   |   |  |    |    |    |    |    |    |    |    |
|    |    |    |    |    |    |    |    |    |    |    |    |    |
|    |    |    |    |    |    |    |    |    |    |    |    |    |
|    |    |    |    |    |    |    |    |    |    |    |    |    |
|    |    |    |    |    |    |    |    |    |    |    |    |    |
|    |    |    |    |    |    |    |    |    |    |    |    |    |
|   |   |   |   |   |   |   |   |   |   |   |   |   |
|  |  |  |  |  |  |  |  |  |  |  |  |  |
|  |  |  |  |  |  |  |  |  |  |  |  |  |
|  |  |  |  |  |  |  |  |  |  |  |  |  |
|  |  |  |  |  |  |  |  |  |  |  |  |  |
|  |  |  |  |  |  |  |  |  |  |  |  |  |
|  |  |  |  |  |  |  |  |  |  |  |  |  |
|  |  |  |  |  |  |  |  |  |  |  |  |  |
|  |  |  |  |  |  |  |  |  |  |  |  |  |

↑ CUT BACK IN LATE WINTER / EARLY SPRING BEFORE NEW GROWTH EMERGES



# HARDSCAPE

## Paving Options



**UNIT PAVING TYPE 1:**  
4X8 PREST BRICK PAVERS BY HANOVER PAVERS INC. PAVERS TO BE A BLEND OF THREE CUSTOM COLORS WITH TUDOR FINISH.



**UNIT PAVING TYPE 2 AND 3:**  
GRANITE PAVER BANDING WITH 4"X8" RUNNING BOND PREST BRICK INFILL BY HANOVER PAVERS, INC. PAVERS TO BE A BLEND OF THREE CUSTOM COLORS WITH TUDOR FINISH



**UNIT PAVING TYPE 4:**  
3"X9" HERRINGBONE PLANKSTONE PREST BRICK PAVERS BY HANOVER PAVERS, INC.



**UNIT PAVING TYPE 5:**  
4"X4" GRANITE COBBLES IN FAN PATTERN



**UNIT PAVING TYPE 6:**  
4X8" PERMEABLE PAVERS BY HANOVER PAVING



**DETECTABLE WARNING TRANSITION AT CURB RAMPS**  
DETECTABLE WARNING PAVERS BY HANOVER PAVING



# SITE ELEMENTS

## Fixed Furnishings and Materials



**TREE GRATES**  
FLAT RAINBOW GRATES BY URBAN ACCESSORIES



**BIKE RACK**  
OLYMPIA BIKE RACK BY FORMS & SURFACES



**TRASH & RECYCLING RECEPTACLES**  
URBAN RENAISSANCE BY FORMS & SURFACES



**BOTTLE REFILLING STATION**  
ELKAY



**RAINGARDEN BOULDERS**  
LIMESTONE BOULDERS WITH SPLIT FACE SIDES AND SAW CUT TOP



**AMPHITHEATER SEATING**  
STACKED LIMESTONE BLOCK WALLS WITH SPLIT FACE SIDES AND SAW CUT TOP



FURNISHINGS

Movable Furnishings



LAWN:  
LUXEMBOURG LOW ARMCHAIR  
FERMOB



DINING AT REFRESHMENT KIOSK:  
CATENA 42" ROUND TABLE PAIRED WITH THE 21 CHAIR  
LANDSCAPE FORMS




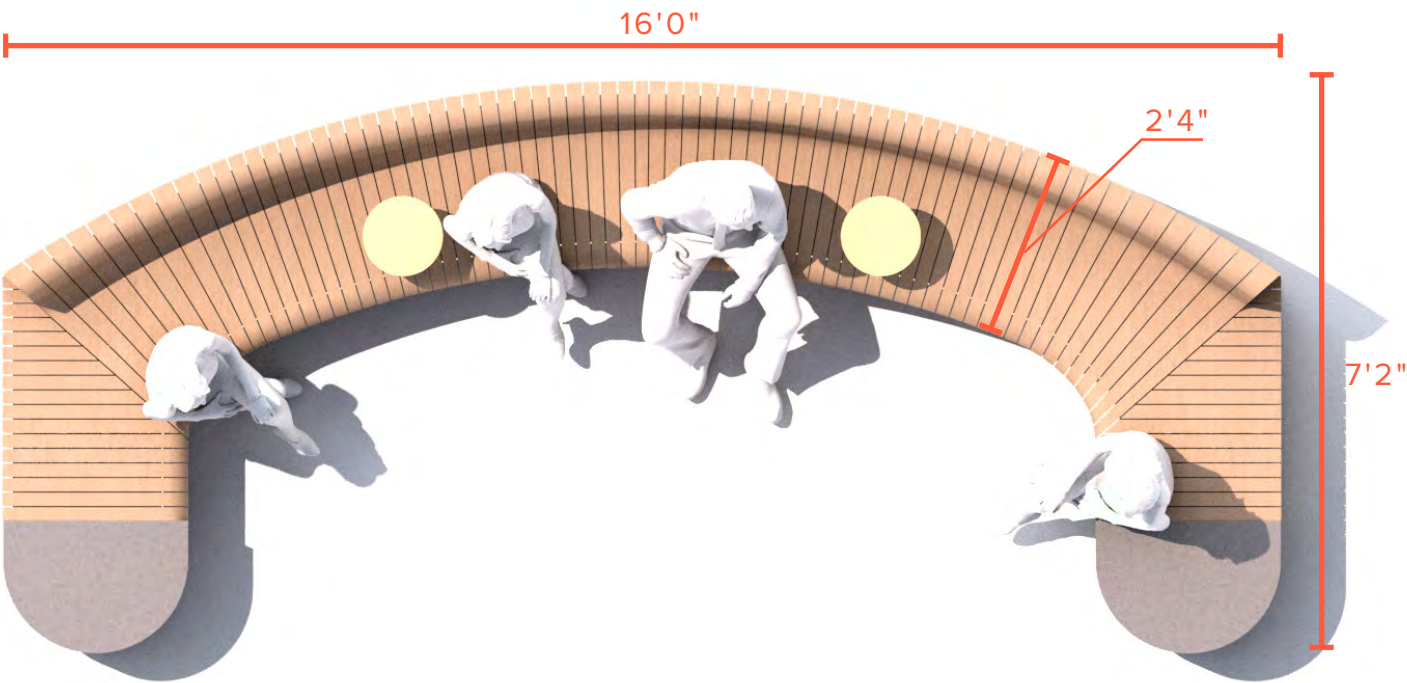
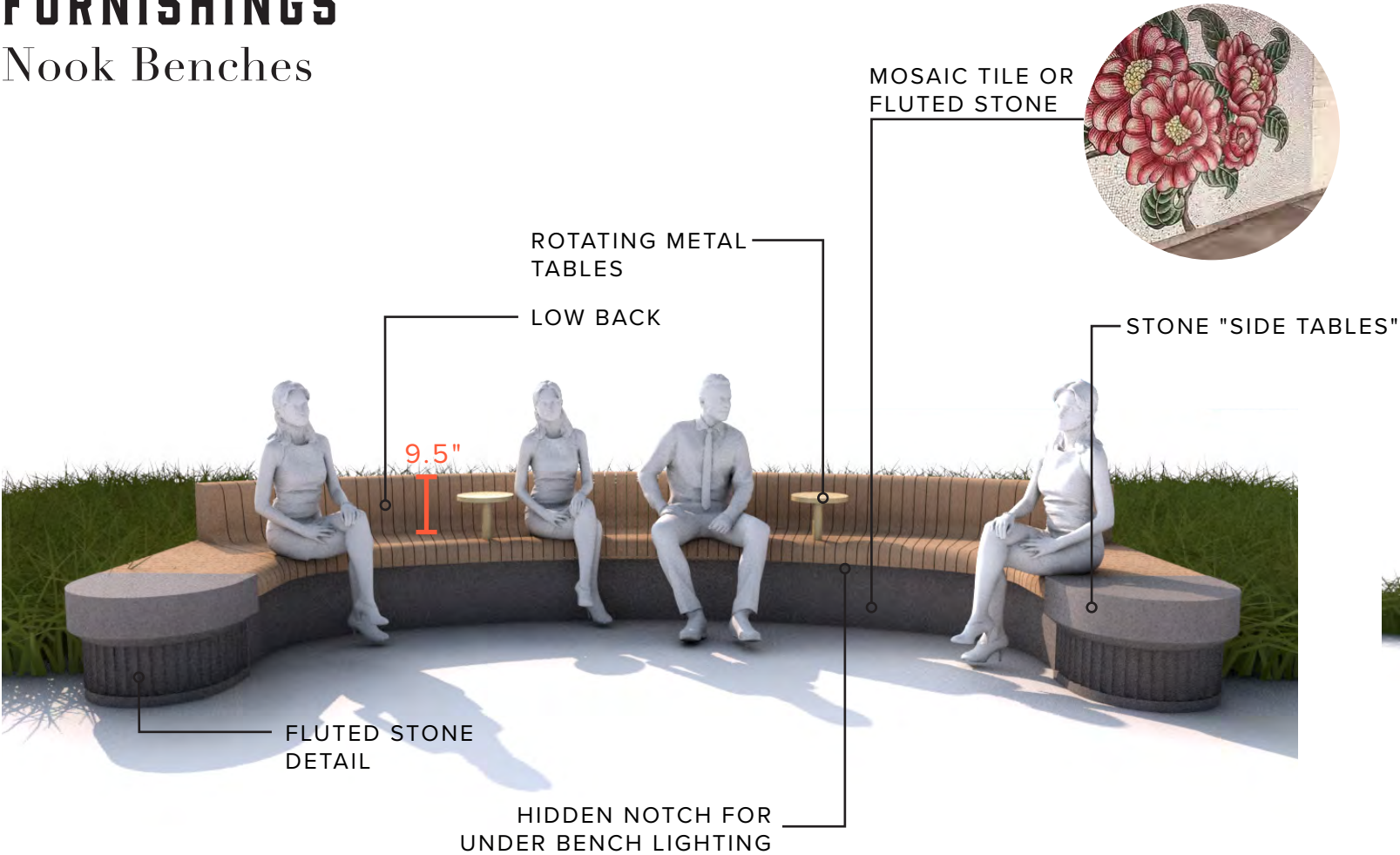
DINING AT REFRESHMENT KIOSK:  
CANTILEVER UMBRELLA WITH CLASSIC ROMAN VALANCE  
TUUCI



GROVE:  
LUXEMBOURG LOUNGE ARMCHAIR WITH SMALL LOW TABLE  
FERMOB





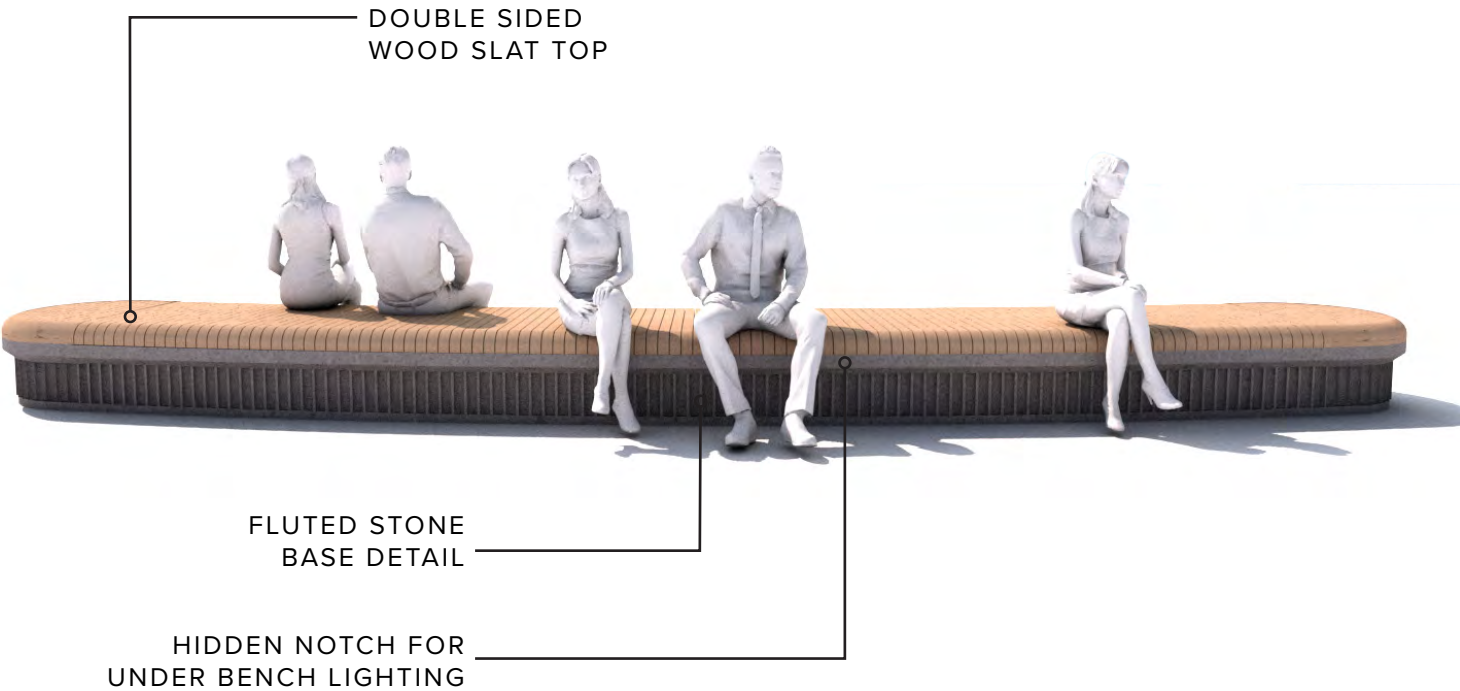
FURNISHINGS  
Nook Benches





FURNISHINGS


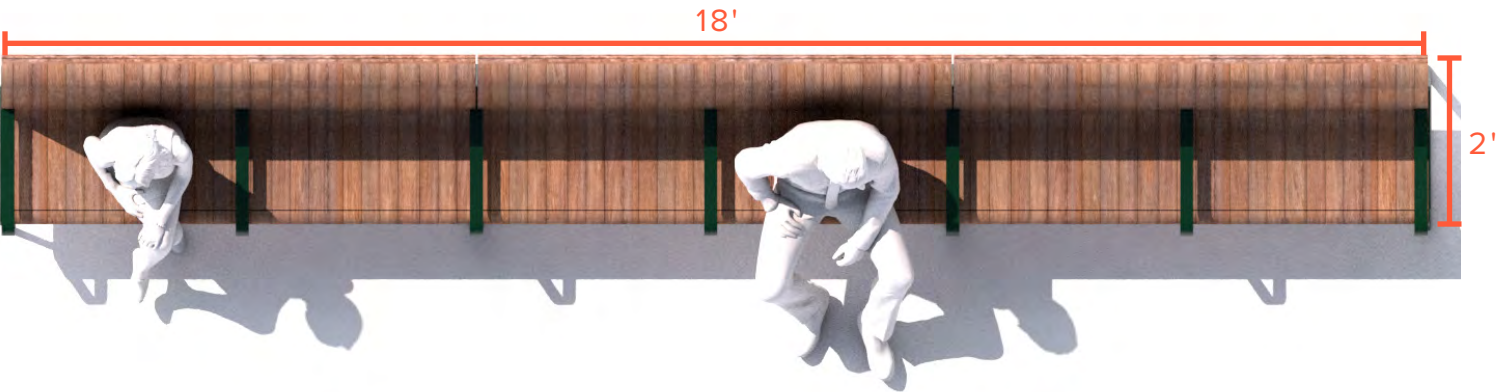

Performance Bench





FURNISHINGS

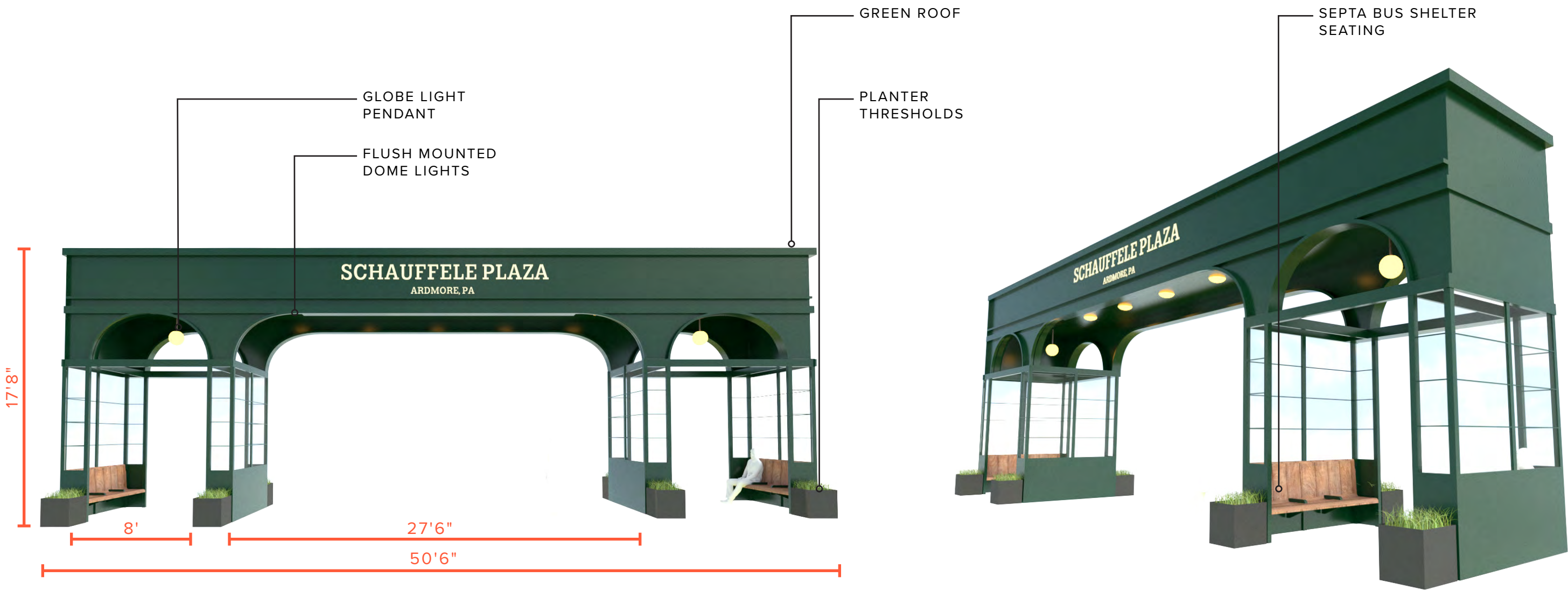
High-Back Benches





# ARCHITECTURE

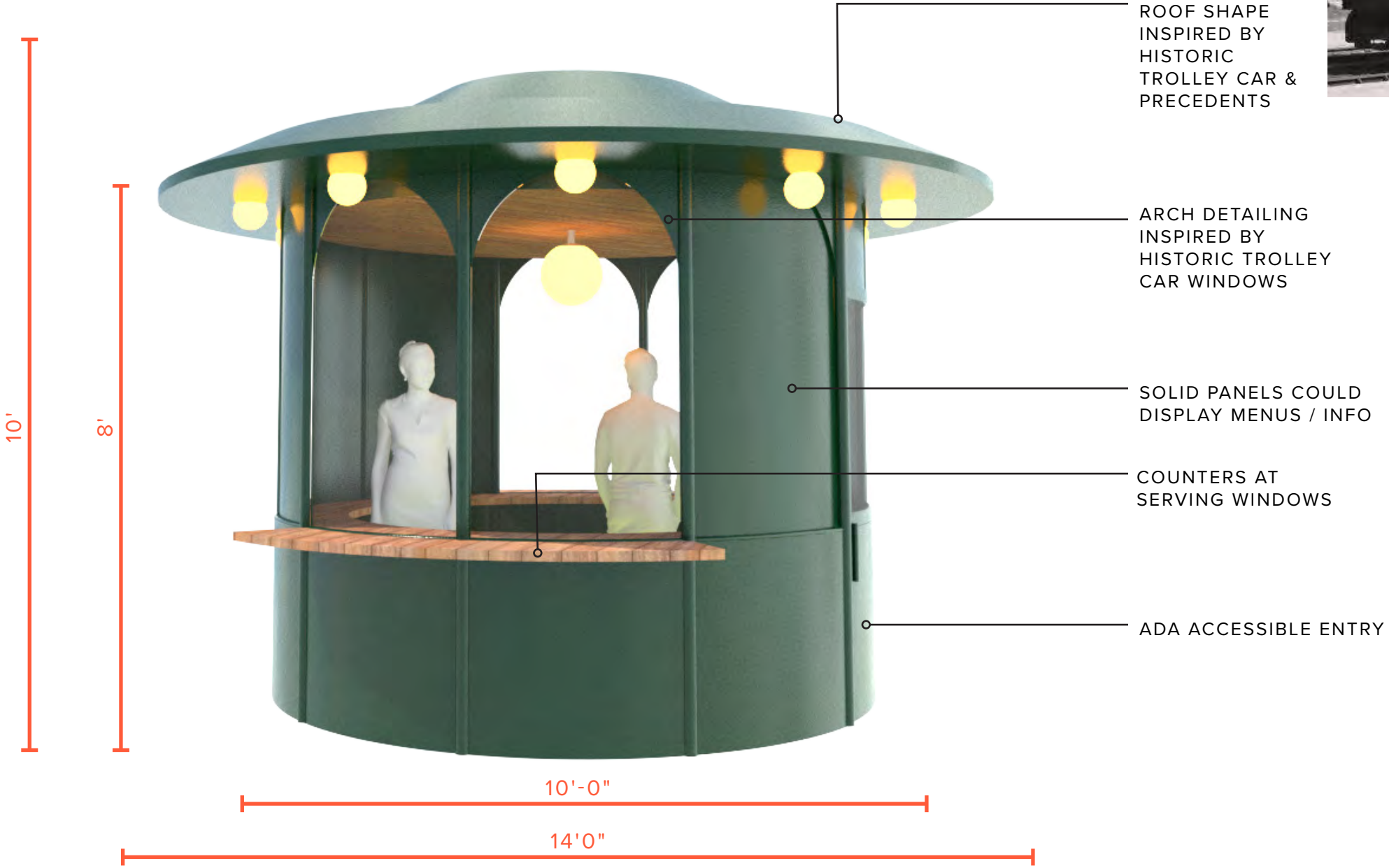
## Entry Arch / Bus Shelter





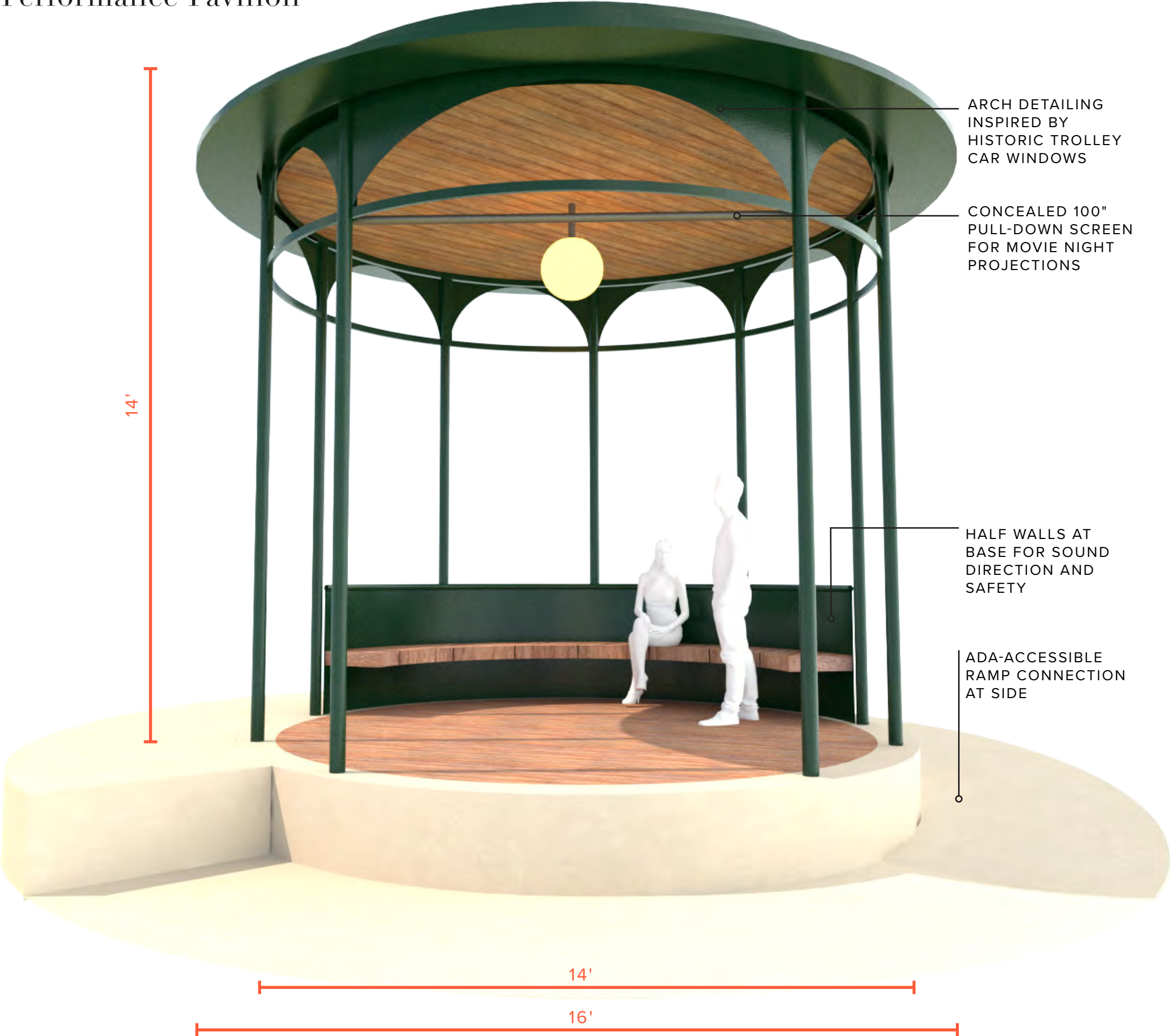
# ARCHITECTURE

## Refreshment Kiosk





ARCHITECTURE  
Performance Pavilion





# WAYFINDING

## Signage Elements



**PARK ENTRY SIGNAGE**  
PARK RULE SIGNS IN PLANTING



**PARK INFORMATIONAL SIGNAGE**  
DOWNTOWN MAP & DIRECTORY



**DOWNTOWN INFORMATIONAL SIGNAGE KIOSK**  
DOWNTOWN MAP & DIRECTORY



**WAYFINDING SIGNAGE**  
DISTRICT-WIDE CONTEXT



**PUBLIC PARKING SIGNAGE**  
STREETScape



**RAIN GARDEN INTERPRETIVE SIGNAGE**  
RAIN GARDEN PATH



# WAYFINDING

## Signage Location & Types

- 1 PARK ENTRY SIGNAGE
- 2 PARK INFORMATIONAL SIGNAGE
- 3 DOWNTOWN INFORMATIONAL SIGNAGE KIOSK / WAYFINDING
- 4 PUBLIC PARKING SIGNAGE
- 5 SEPTA BUS SIGNAGE
- 6 MAIN LINE TRAIL CONNECTION SIGNAGE
- 7 RAIN GARDEN INTERPRETIVE SIGNAGE





# LIGHTING DESIGN

## Precedents

USED TOGETHER FOR OVERHEAD LIGHTING



**FX1 STREET LIGHT**  
ARDMORE STANDARD

**FX1 ALT (DARK SKY FRIENDLY)**  
SELUX BETA



**FX2 & FX3 CATENARY POLES & SWAGS (AVAILABLE WITH DARK SKY CUTOFF)**  
WHITE GLOBE STRING LIGHTS




**FX4 PERFORATED CATENARY PENDANT**  
TEGAN LIGHTING




**FX5 MOONLIGHTING / PARK POLES**  
OLIVIO - SELUX



**FX6 TREE UPLIGHTING**  
UPLIGHTS IN PLANTING FOR LAWN TREES AND FLOWERING TREES AT PAVILION



**FX7 UNDERBENCH LIGHTING**  
LINEAR STRIP LIGHTS TUCKED UNDER NOOK BENCHES



**FX8 HANDRAIL LIGHTING**  
PUCK LIGHTS IN HANDRAILS



**FX9 GLOBE PENDANT LIGHTS**  
THE SPHERE PENDANT - BEGA



**FX10 HALF DOME LIGHTS**  
TROLLEY CAR INSPIRED CEILING MOUNT DOME LIGHTS

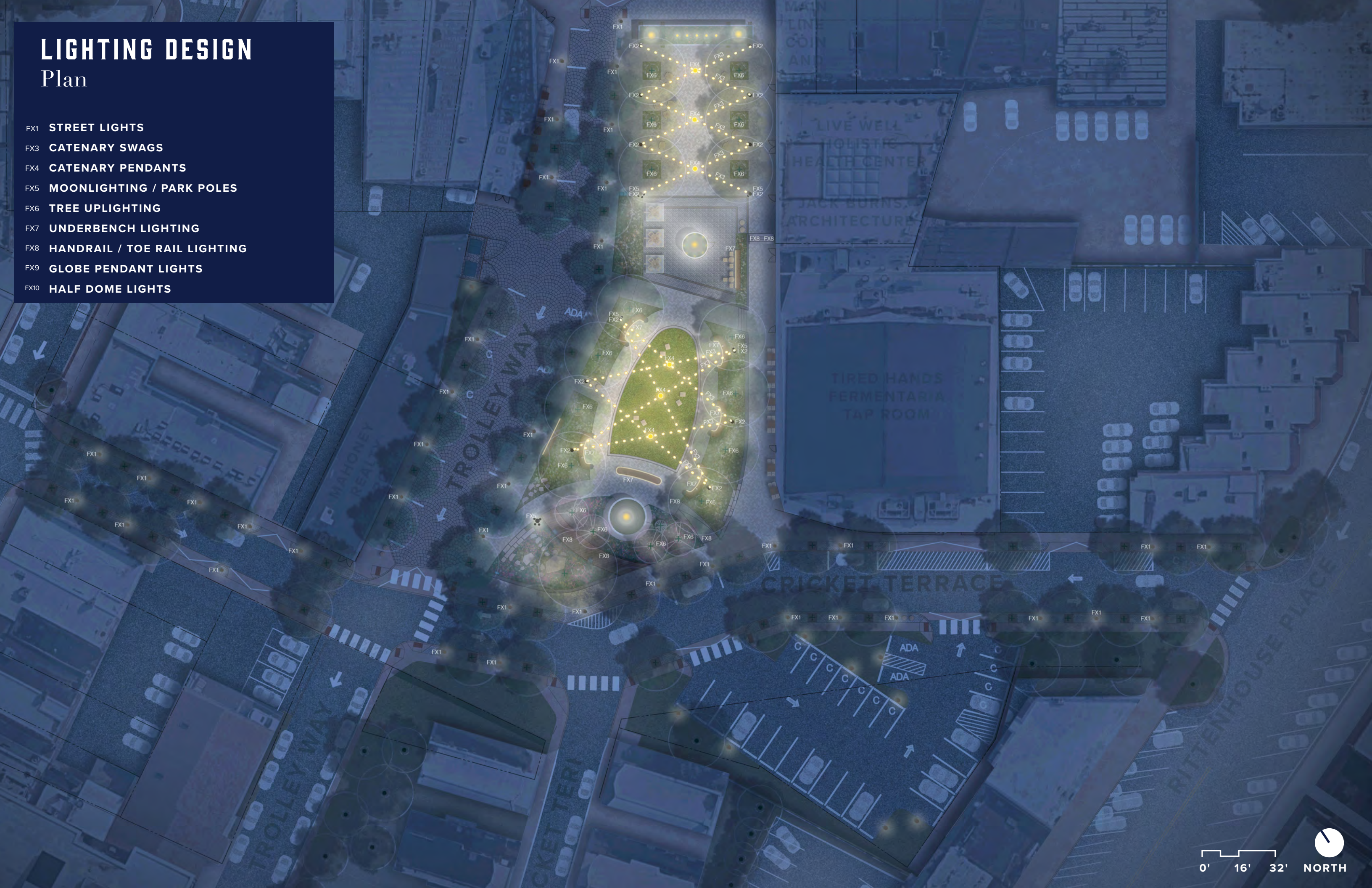
USED AT ENTRY ARCH, REFRESHMENT KIOSK, AND PERFORMANCE PAVILION



# LIGHTING DESIGN

## Plan

- FX1 STREET LIGHTS
- FX3 CATENARY SWAGS
- FX4 CATENARY PENDANTS
- FX5 MOONLIGHTING / PARK POLES
- FX6 TREE UPLIGHTING
- FX7 UNDERBENCH LIGHTING
- FX8 HANDRAIL / TOE RAIL LIGHTING
- FX9 GLOBE PENDANT LIGHTS
- FX10 HALF DOME LIGHTS





**SCHAUFFELE PLAZA**  
Aerial View looking North

